


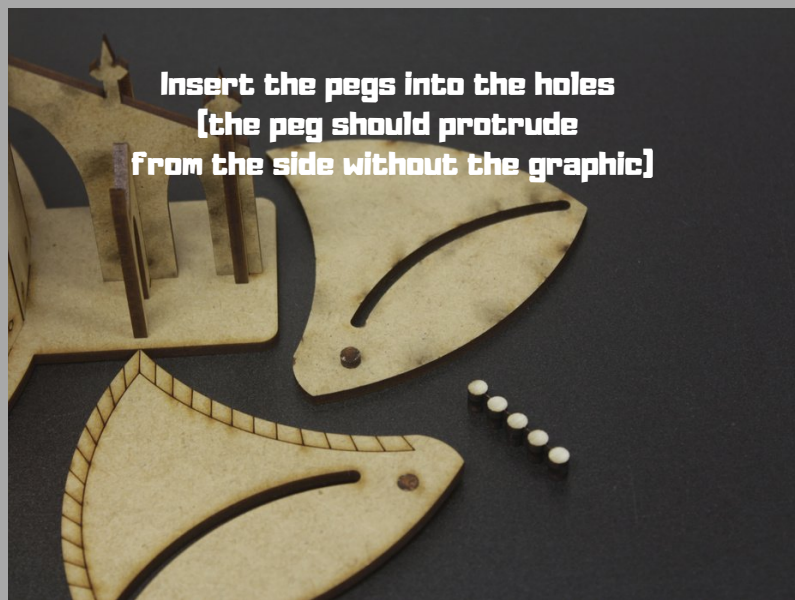







Norgrim tower assembly guide

ATTENTION first fold without gluing, make sure everything fits





**Insert the pegs into the holes
(the peg should protrude
from the side without the graphic)**



The narrow pins have wider ends. One is longer and the other is shorter.

